

Xpert[®] Urine Transport Reagent Kit

REF GXUTR-CE-30

Xpert Urine Transport Reagent Kit

Kit de réactif de transport d'urine Xpert

Xpert Urin-Transportreagenz-Kit

Kit di reagenti per il trasporto di urina Xpert

Kit de reactivo de transporte de orina Xpert

Kit de reagente para transporte de urina Xpert

English

For In Vitro Diagnostic Use Only.

Description

The GeneXpert® Urine Transport Reagent Kit is designed to collect, preserve, and transport urine samples to the laboratory for analysis.



Materials Provided

GeneXpert Urine Transport Reagent Kit (quantity: 30)

Each kit contains:

- 1 disposable transfer pipette
- 1 tube containing 4.5 mL of Urine Transport Reagent (contains guanidinium chloride)

Materials Required but Not Provided

- Clean, plastic, preservative-free, urine specimen collection cups
- Disposable gloves
- Adhesive labels for sample identification information

Warnings and Precautions



- All biological specimens should be treated with standard precautions. Samples should only be handled by personnel trained in handling infectious materials.
- Avoid cross contamination during sample handling steps.
- Spilled or leaking transport reagent tubes should be discarded and not used.
- Follow your institution's safety procedures for working with chemicals and handling biological samples.
- Consult your institution's environmental waste personnel on proper disposal of unused reagents.
- Check state and local regulations as they may differ from federal disposal regulations. This material may exhibit characteristics of hazardous waste requiring specific disposal requirements. Institutions should check their country hazardous waste disposal requirements.
- Urine Transport Reagent contains guanidinium chloride which is toxic if swallowed (H302), irritating to eyes and skin (H316, H320), and is harmful to aquatic life (H402). See Regulation EC 1272/2008 (EU CLP).



Kit Storage Requirements

- Store the collection kit at room temperature (15–28 °C).
- Do not use reagents or cartridges that have passed the expiration date.



Sample Collection and Handling















1. Ensure that you have at least 4.5 mL of urine and that it is not from the first void of the day.
2. Invert the urine collection cup three times to mix.
3. Open one transport kit.
4. Remove the cap from the tube.
5. Remove the cap from the urine collection cup.
6. Find the black “fill to” line (9 mL mark) on the tube.
7. Use the transfer pipette to add urine to the “fill to” line.
8. Replace the tube cap and tighten.
9. Invert the tube three times to mix.

Sample Storage and Transport



Urine samples should be transferred to the GeneXpert Urine Transport Reagent tubes within 1 hour of sample collection. Urine samples stored in GeneXpert Urine Transport Reagent tubes should be transported to the laboratory at 2–28 °C. Urine samples in the Urine Transport Reagent tubes are stable up to 7 days at 2–28 °C before testing.

Table of Symbols

Symbol	Meaning
	Catalog number
	<i>In vitro</i> diagnostic medical device
	CE marking – European Conformity
	Authorized Representative in the European Community
	Contains sufficient for <n> tests
	Do not reuse
	Manufacturer
	Temperature limitation
	Batch code
	Expiration date
	Consult instructions for use
	Date of manufacture
	Warning
	Biological risks

Technical Support Contact

Region	Telephone	Email
USA	+1 888.838.3222	TechSupport@cepheid.com
Europe	+33 563 825 319	Support@cepheideurope.com



Cepheid
904 Caribbean Drive
Sunnyvale, CA 94089
USA
Phone: +1.408.541.4191
Fax: +1.408.541.4192

Cepheid Europe SAS
Vira Solelh
81470 Maurens-Scopont
France
Phone: +33 563 825 300
Fax: +33 563 825 301

